

Consulting Engineers
 3333 East Battlefield, Suite 1000
 Springfield, Missouri 65804
 phone 417.862.0020
 fax 417.862.0055
 mfec.com

mfec
 Michael F. Fink, P.E., David D. Herdt & Collins, Inc.


NOTES:

- ① EXISTING THERMOSTAT TO REMAIN.
- ② REMOVE AND REPLACE EXISTING MIXED AIR DAMPER ACTUATOR. CLEAN DAMPERS AND GREASE ACTUATOR ARM AND DAMPERS FOR A FULLY OPERATIONAL ECONOMIZER OPERATION. REBALANCE SUPPLY, RETURN AND OUTSIDE AIR TO VALUES SHOWN IN THE AIR HANDLING UNIT SCHEDULE.
- ③ EXISTING VERTICAL 4-PIPE FAN COIL UNIT TO REMAIN.

GENERAL NOTES:

1. ALL PLUMBING WORK SHALL BE IN ACCORDANCE WITH THE 2015 EDITION OF THE INTERNATIONAL PLUMBING CODE.
2. ALL MECHANICAL WORK SHALL BE IN ACCORDANCE WITH THE 2015 EDITION OF THE INTERNATIONAL MECHANICAL CODE.
3. CONTRACTOR SHALL FIELD VERIFY ALL EXISTING CONDITIONS PRIOR TO SUBMITTING HIS BID. NO EXTRAS WILL BE PAID DUE TO UNANTICIPATED EXISTING CONDITIONS.
4. CONTRACTOR SHALL SCHEDULE AND EXECUTE ALL WORK WITH REGARD TO THE OWNER'S USE OF THE BUILDING.
5. PLANS ARE DIAGNOSTIC AND SHALL NOT BE SCALED. REFER TO ARCHITECTURAL DRAWINGS FOR DIMENSIONS.
6. FOR ALL PLUMBING OR HVAC QUESTIONS DURING BIDDING OR DURING CONSTRUCTION, CONTACT SCOTT VANDOREN. (417-881-0020)

STATE OF MISSOURI
 ERIC R. GREITENS,
 GOVERNOR



Missouri State Certificate of Authority #001075
 PROFESSIONAL SEAL

1736 East Sunshine, Suite 417
 Springfield, Missouri 65804
 417.862.0558
 Fax: 417.862.3266
 architect@esterlyschneider.com
 Certificate of Authority #000718
 e-mail: architect@esterlyschneider.com

ESTERLY SCHNEIDER & ASSOCIATES, INC.
 AIA architects & planners
 COMM. # 4092

OFFICE OF ADMINISTRATION
 DIVISION OF FACILITIES
 MANAGEMENT,
 DESIGN AND CONSTRUCTION

DEPARTMENT OF
 PUBLIC SAFETY,
 MISSOURI VETERANS
 COMMISSION

HVAC REPLACEMENT
 PROJECT

MISSOURI VETERANS
 HOME

620 N. JEFFERSON
 ST. JAMES, MO 65559

PROJECT # U1503-03
 FAI # 29-051
 SITE # 4700
 FACILITY # 55019

REVISION: _____
 DATE: _____
 REVISION: _____
 DATE: _____
 REVISION: _____
 DATE: _____
 ISSUE DATE: 10-27-17

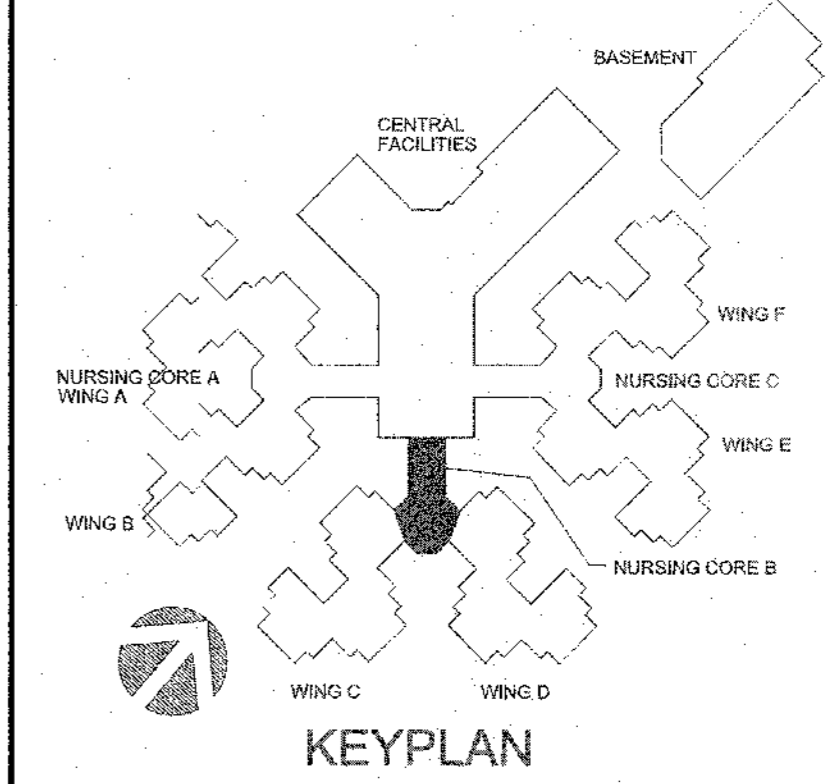
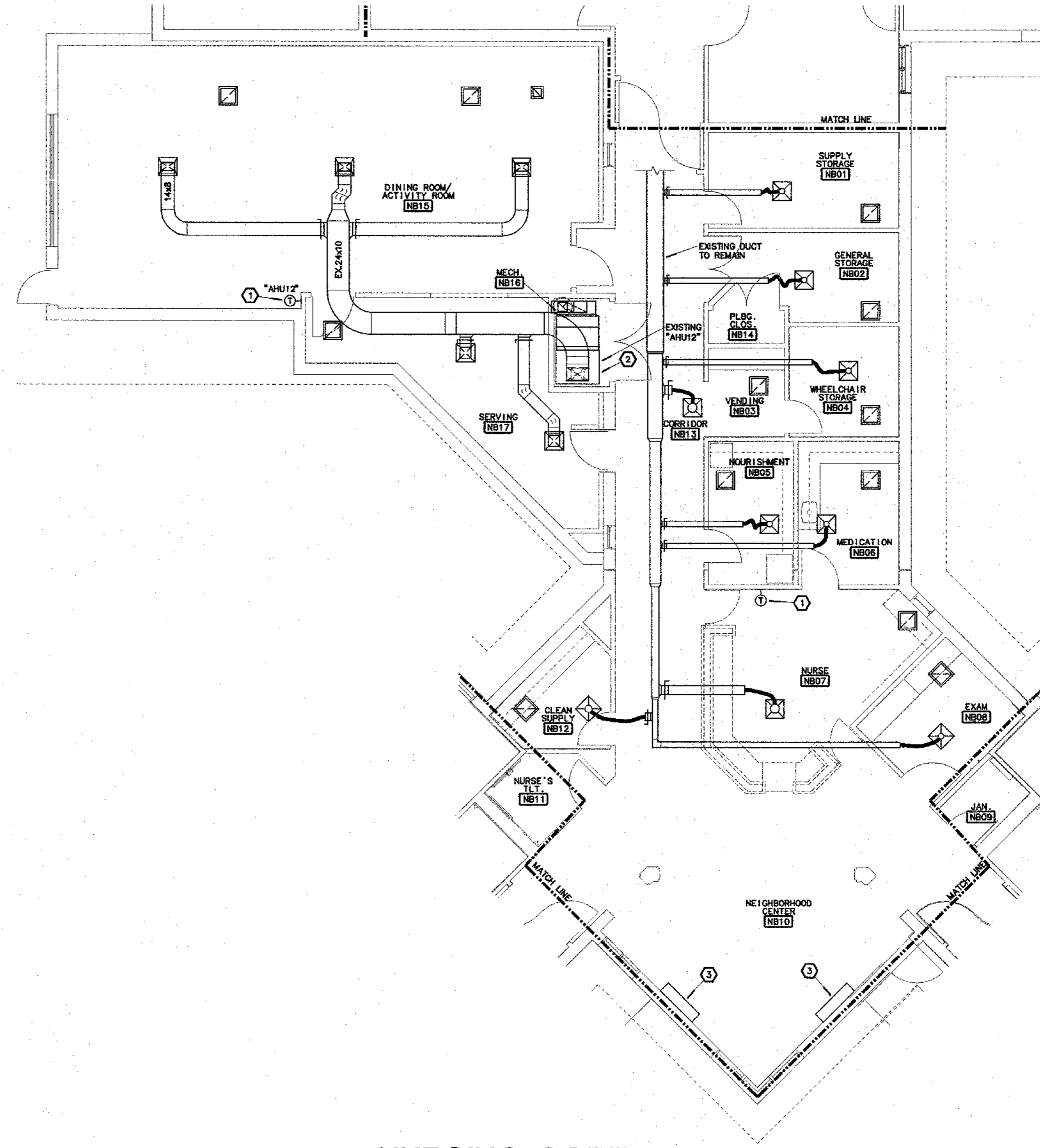
CAD DWG FILE: M-105.DWG
 DRAWN BY: JMO
 CHECKED BY: CKC
 DESIGNED BY: JMO

SHEET TITLE:
**MECHANICAL
 PLANS**

SHEET NUMBER:

M-105
 9 OF 41 SHEETS

10-27-17



1
M-105
NURSING CORE B
MECHANICAL IMPROVEMENT PLAN
 SCALE: 1/8"=1'-0"
 NORTH

H:\SA\SPT\VA\SPTM-105_23 Oct 2017 - 2:56 pm