

1736 East Sunshine, Suite 417
Springfield, Missouri 65804
417.862.0558
Fax: 417.862.3265
e-mail: architect@esterly-schneider.com
certificate of authority #000718

ESTERLY SCHNEIDER & ASSOCIATES, INC.
architects & planners
AIA
COMM. # 4092

OFFICE OF ADMINISTRATION
DIVISION OF FACILITIES
MANAGEMENT,
DESIGN AND CONSTRUCTION

DEPARTMENT OF
PUBLIC SAFETY,
MISSOURI VETERANS
COMMISSION

HVAC REPLACEMENT
PROJECT

MISSOURI VETERANS
HOME

620 N. JEFFERSON
ST. JAMES, MO 65559

PROJECT # U1503-03
FAI # 29-051
SITE # 4700
FACILITY # 55019

REVISION: _____
DATE: _____
REVISION: _____
DATE: _____
REVISION: _____
DATE: _____
ISSUE DATE: 10-27-17

CAD DWG FILE: E-101.DWG
DRAWN BY: AGR
CHECKED BY: CKC
DESIGNED BY: AGR

SHEET TITLE:
**ELECTRICAL
PLAN**

SHEET NUMBER:

E-101
36 OF 41 SHEETS

10-27-17

NOTES:

- ① PROVIDE NEW 20-AMP, 1-POLE CIRCUIT BREAKER IN INDICATED PANELBOARD. CONNECT CIRCUIT TO NEW CIRCUIT BREAKER.
- ② PROVIDE NEW 25-AMP, 1-POLE CIRCUIT BREAKER IN INDICATED PANELBOARD. CONNECT CIRCUIT TO NEW CIRCUIT BREAKER.
- ③ COORDINATE EXACT LOCATION OF NEW PUMP IN FIELD WITH OTHER TRADES PRIOR TO POUR-IN.
- ④ PROVIDE NEW 15-AMP, 1-POLE CIRCUIT BREAKER IN INDICATED PANELBOARD. CONNECT CIRCUIT TO NEW CIRCUIT BREAKER.

BRANCH CIRCUIT & FEEDER SCHEDULE:

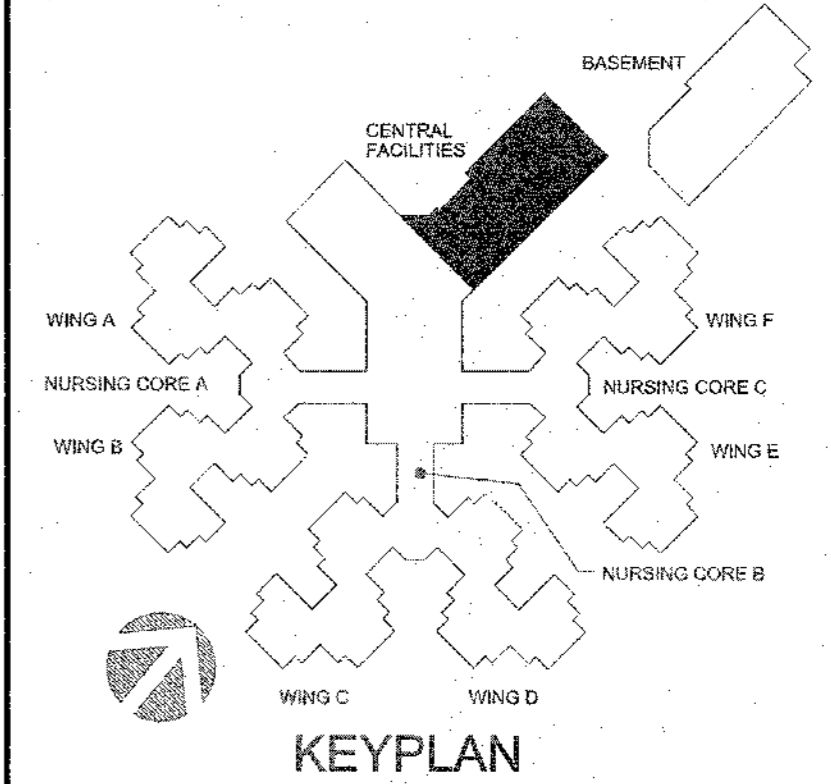
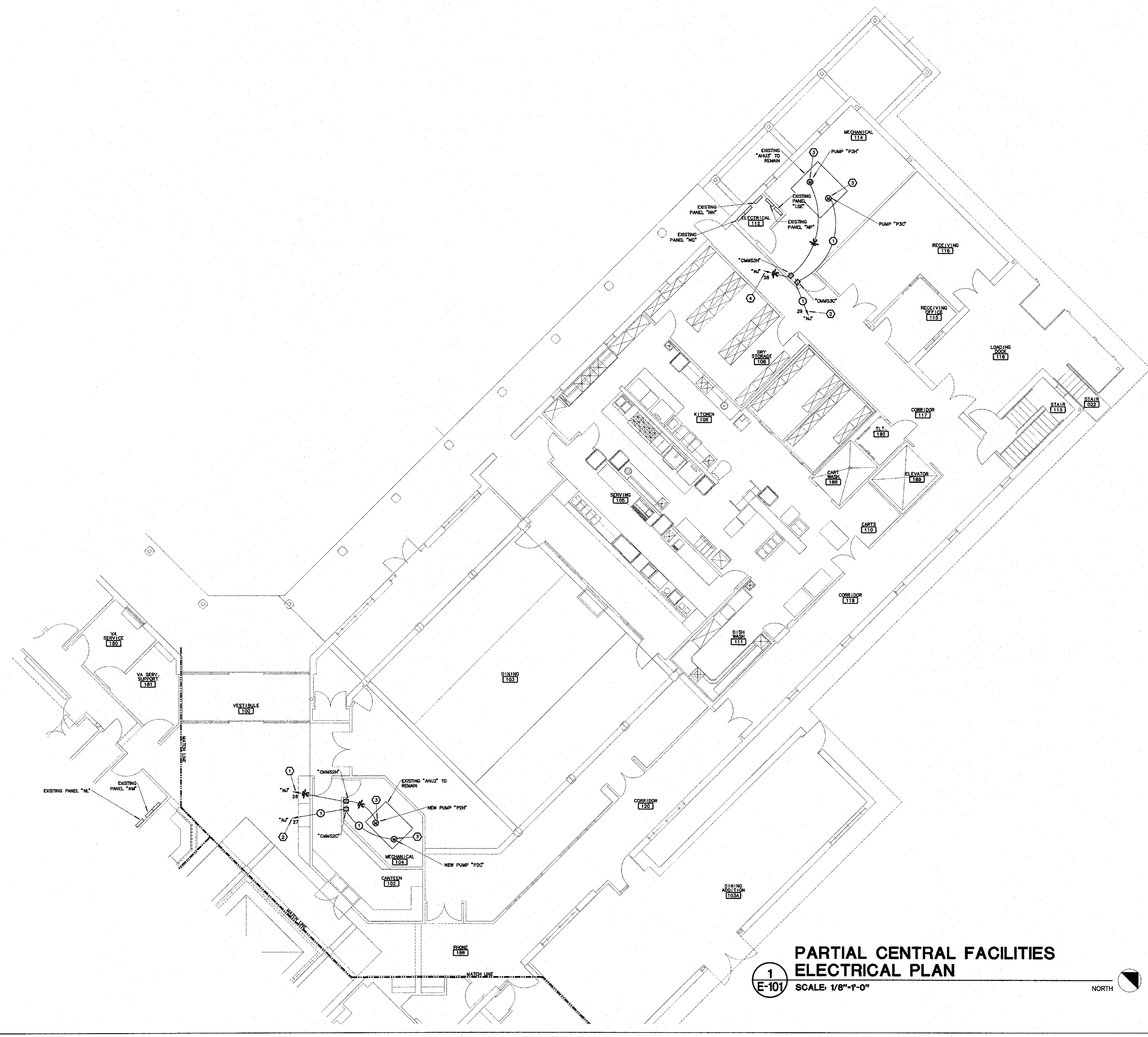
- ① 2 - #10 AND 1 - #10 GROUND IN 0.5" SCHEDULE.

GENERAL DEMOLITION NOTES:

1. INFORMATION ON THESE DRAWINGS REPRESENT INFORMATION FROM EXISTING DRAWINGS AND LIMITED SITE INSPECTIONS. CONTRACTOR SHALL FIELD VERIFY EXISTING CONDITIONS PRIOR TO SUBMITTING BID. NO EXTRAS SHALL BE PAID DUE TO UNANTICIPATED CONDITIONS.
2. CONTRACTOR SHALL BE RESPONSIBLE FOR ALL CORING, PATCHING, AND REPAIR OF ALL WALL AND FLOOR SYSTEM AS REQUIRED DUE TO NEW CONSTRUCTION. MAINTAIN ALL FIRE RATINGS.
3. FOR ALL EXISTING WIRING, EQUIPMENT, ETC. SHOWN TO BE REMOVED, THE OWNER SHALL HAVE THE FIRST RIGHT OF REFUSAL.
4. WHERE DEMOLISHED DEVICES ARE PART OF A CIRCUIT THAT IS THRU-WIRED, OR HAS ADDITIONAL DEVICES ON THE CIRCUIT THAT ARE TO REMAIN UNCHANGED, THE CONTRACTOR IS RESPONSIBLE FOR MAINTAINING THE INTEGRITY OF THE EXISTING CIRCUIT. ANY ADDITIONAL CONDUIT, CONDUCTOR, BOXES, ETC. NEEDED TO MODIFY THE EXISTING CIRCUIT TO MAINTAIN THE INTEGRITY ARE THE RESPONSIBILITY OF THIS CONTRACTOR AND SHALL BE INCLUDED IN BID.
5. REMOVE ANY UNUSED CONDUCTORS, CONDUIT, AND WIRING LOCATED WITHIN THE AREA OF CONSTRUCTION.

GENERAL NOTES:

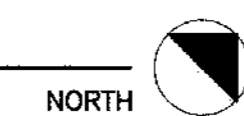
1. ALL ELECTRICAL WORK SHALL BE IN ACCORDANCE WITH THE 2017 NATIONAL ELECTRIC CODE.
2. THE CONTRACTOR SHALL VERIFY ALL EXISTING CONSTRUCTION PRIOR TO SUBMITTING HIS BID. NO EXTRAS WILL BE PAID DUE TO UNANTICIPATED EXISTING CONDITIONS.
3. THE CONTRACTOR SHALL SCHEDULE AND EXECUTE ALL WORK WITH REGARD TO THE OWNER'S USE OF THE BUILDING.
4. PLANS ARE DIAGRAMMATIC AND SHALL NOT BE SCALED.
5. ALL WIRING SHALL BE IN CONDUIT.
6. CONDUIT CONNECTORS AND COUPLINGS SHALL COMPRESSION TYPE. SET SCREW TYPE CONDUIT FITTINGS SHALL NOT BE ALLOWED.
7. ALL POWER CIRCUITS SHALL HAVE A GROUNDING CONDUCTOR.
8. ELECTRICAL CONTRACTOR SHALL PROVIDE A TYPED CIRCUIT DIRECTORY FOR ALL PANELS. DIRECTORY INFORMATION SHALL INCLUDE CIRCUIT NUMBER AND EQUIPMENT SERVED.
9. ELECTRICAL CONTRACTOR SHALL PROVIDE DUCT SMOKE DETECTORS FOR ALL HVAC UNITS GREATER THAN 2,000 CFM SUPPLY. DUCT DETECTORS SHALL HAVE SAMPLING TUBE IN LENGTH PROPER FOR DUCT SIZE AND REMOTE KEYED TEST STATION.
10. CONTRACTOR SHALL CONFIRM EXISTING POWER, VOLTAGE AND PHASE OF AVAILABLE CIRCUITS FOR EQUIPMENT BEING REPLACED PRIOR TO SUBMISSION OF EQUIPMENT SHOP DRAWINGS.
11. FOR ALL ELECTRICAL QUESTIONS DURING BIDDING OR CONSTRUCTION, CONTACT ANTHONY BEIER (417)-881-0020



**PARTIAL CENTRAL FACILITIES
ELECTRICAL PLAN**

1
E-101

SCALE: 1/8"=1'-0"



H:\DATA\SP\VA\SERIE-101 18 Oct 2017 - 3:21 pm