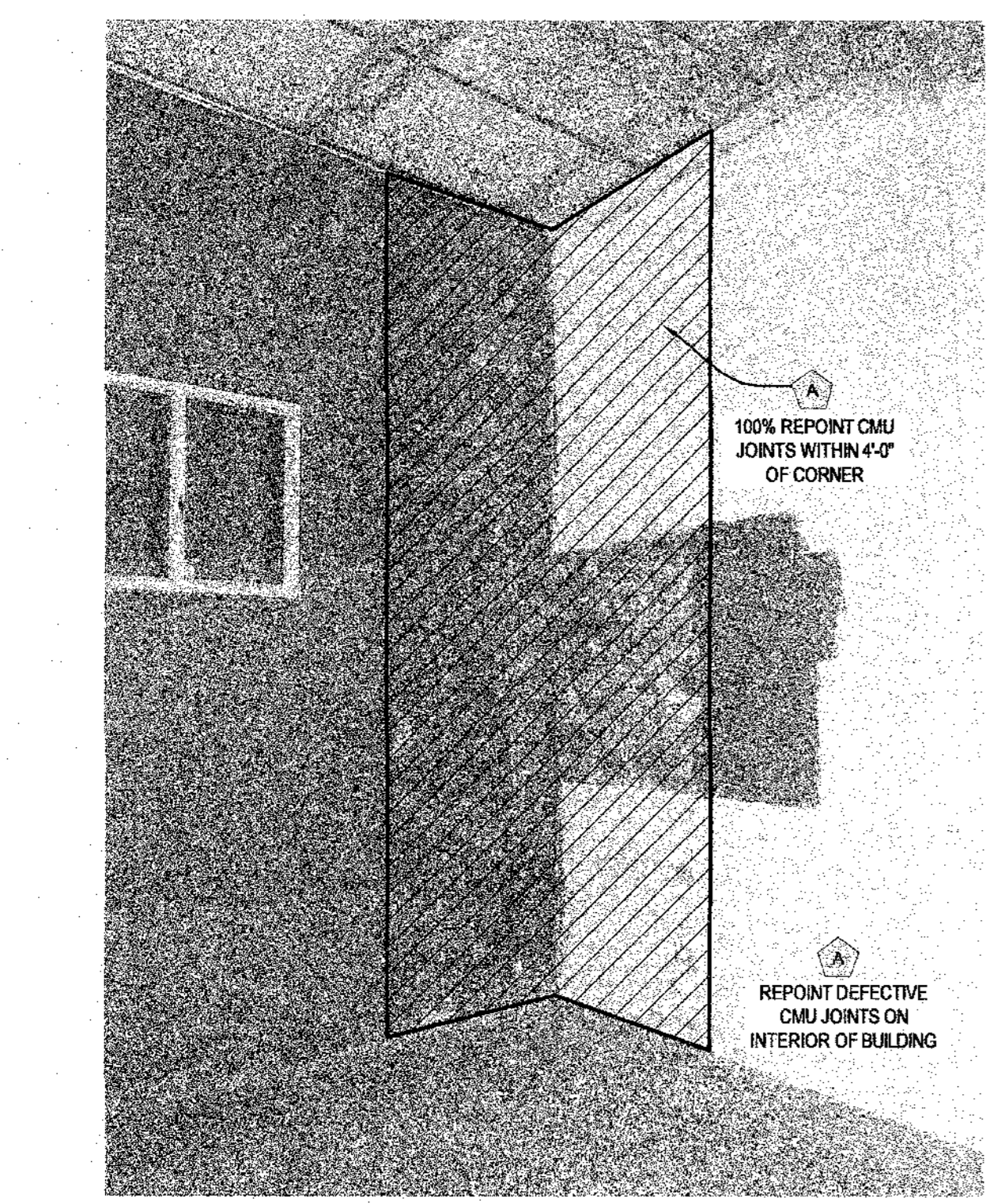



F1 WALL SECTION
SCALE: 3/4" = 1'-0"

D5 INTERIOR WALL PARTITIONS
SCALE: 3/4" = 1'-0"


E FURRED WALLS TYPE "B" U.N.O.
SCALE: 3/4" = 1'-0"



A1 INTERIOR, SOUTHEAST CORNER
NOT TO SCALE




A5 INTERIOR, SOUTHWEST REENTRANT CORNER
NOT TO SCALE



A9 INTERIOR, INFILLED OVERHEAD DOOR
NOT TO SCALE

SCOPE OF WORK NOTES		GENERAL NOTES
A	REPOINT DEFECTIVE MORTAR JOINTS IN MASONRY. SEE F1/A-501 & K4/A-501.	<p>1. INFORMATION CONTAINED IN THESE DRAWINGS IS BASED ON EXISTING DOCUMENTS. THE INFORMATION CONTAINED HEREIN MAY REQUIRE ADJUSTMENTS OR MODIFICATIONS TO CONFORM WITH EXISTING CONDITIONS. DRAWINGS (AND PHOTOGRAPHS) ARE FOR GENERAL INFORMATION ONLY. THEY ARE INTENDED TO CONVEY THE CHARACTER OF THE WORK TO BE PERFORMED. THE DRAWINGS (AND PHOTOGRAPHS) SHOW AN APPROXIMATION OF EXISTING CONDITIONS. FIELD CONDITIONS MAY VARY DUE TO UNDOCUMENTED ADDITIONS, MODIFICATIONS, AND ALTERATIONS NOT AVAILABLE AT THE TIME OF DRAWING PRODUCTION.</p> <p>2. FIELD VERIFY ALL DIMENSIONS AND CONDITIONS PRIOR TO EXECUTING ANY WORK. NOTIFY ARCHITECT OF ANY DIMENSIONS OR WORK DIFFERING FROM THAT SHOWN FOR CLARIFICATION BY THE ARCHITECT PRIOR TO PROCEEDING WITH WORK.</p> <p>3. INDEPENDENT TESTING AGENCY MAY BE HIRED BY THE OWNER TO CUT OUT AND REMOVE INSTALLED SEALANT JOINTS IN SIX (6) LOCATIONS PER BUILDING OR APPROXIMATELY ONE (1) LINEAR FOOT PER LOCATION. LOCATIONS WILL BE RANDOMLY SELECTED BY THE OWNER'S REPRESENTATIVE, OR THE ARCHITECT. THE WORK WILL BE CHECKED BY THE OWNER'S REPRESENTATIVE FOR COMPLIANCE WITH THE CONTRACT DOCUMENTS IN ACCORDANCE TO ASTM C1193. IF DEFECTIVE WORK IS FOUND IN ANY OF THE TEST LOCATIONS, ADDITIONAL TESTS MAY BE REQUIRED AT NO ADDITIONAL COST TO THE OWNER. IF ANY TEST SECTION REMOVED REVEALS NON-COMPLYING WORK, REMOVE ALL ADJACENT SEALANT WORK TO THE JOINT WHERE WORK IS FOUND IN COMPLIANCE. RE-SEAL IN ACCORDANCE WITH THE CONTRACT DOCUMENTS. IF MORE THAN FOUR (4) TESTS FAIL TO MEET THE CONTRACT DOCUMENT REQUIREMENTS, THE CONTRACTOR MAY BE REQUIRED TO RE-SEAL THE ENTIRE BUILDING OR SELECTED SECTIONS OF THE BUILDING AT NO ADDITIONAL COST TO THE OWNER. PROVIDE LIFTS OR OTHER ACCEPTABLE MEANS OF ACCESS TO THE WORK.</p> <p>4. PROTECT ALL ADJACENT AREAS, INCLUDING LANDSCAPING AND ROOFING NOT DESIGNATED FOR WORK, FROM DAMAGE AS A RESULT OF THIS WORK. REPLACE OR RESTORE DAMAGED ITEMS AND AREAS AT NO COST TO THE OWNER.</p> <p>5. PERFORM ALL TIE-POINTING WORK IN ACCORDANCE WITH THE BRICK INDUSTRY ASSOCIATION (BIA) TECH NOTES PUBLICATION 45 AND THE CONTRACT DOCUMENTS, WHICHEVER IS THE MOST STRINGENT.</p> <p>6. NO FOOT TRAFFIC ALLOWED ON ROOF WITHOUT PROPER PROTECTION BOARDS SUCH AS PLYWOOD OVER POLYSTYRENE OR OTHER METHOD APPROVED BY OWNER REPRESENTATIVE.</p> <p>7. PROTECT ALL AREAS THAT INTERFACE WITH SCAFFOLDING SUCH AS COPINGS, FLASHINGS, AND OTHER LIKE ITEMS.</p> <p>8. PROTECT ALL BUILDING ENTRANCES WHEN WORK OVERHEAD. WHEN APPROVED BY THE OWNER REPRESENTATIVE A SINGLE ENTRANCE MAY BE TEMPORARILY CLOSED WHILE OVERHEAD WORK IS BEING COMPLETED. ONLY ONE ENTRANCE MAY BE CLOSED AT A TIME.</p> <p>9. COORDINATE ALL REQUIRED UTILITIES WITH OWNER.</p> <p>10. DO NOT SCALE DRAWINGS - WHERE DIMENSIONAL DISCREPANCIES ARE ENCOUNTERED NOTIFY ARCHITECT PRIOR TO PROCEEDING WITH THE WORK.</p> <p>11. UNLESS OTHERWISE NOTED OR SHOWN, DIMENSIONS ARE PROVIDED FOR PURPOSES OF OBTAINING APPROXIMATE QUANTITIES ONLY. FIELD VERIFY ALL QUANTITIES.</p> <p>12. SCHOOL WORK HOURS: SCHOOL WILL BE IN SESSION WHILE WORK IS BEING PERFORMED. PERFORM ALL GRINDING, CUTTING, AND SIMILAR NOISE OR DUST-CREATING OPERATIONS AFTER 3:00 PM. REPOINTING OR SIMILAR NON-NOISE OR NON-DUST-CREATING WORK MAY BE PERFORMED DURING NORMAL WORK HOURS STARTING AT 7:00 AM.</p> <p>13. COORDINATE ALL STAGING AND PARKING REQUIREMENTS WITH OWNER'S REPRESENTATIVE.</p>
B	WATER AND CHEMICAL CLEAN ALL MASONRY.	
C	APPLY WATER REPELLANT ON ALL MASONRY.	
D	REPLACE ALL DEFECTIVE BRICKS.	
E	CUT MASONRY AND MORTAR JOINTS AND INSTALL NEW FRAME AND SEAL JOINTS AT ALL BRICK TO CONCRETE JOINTS AND WHERE DESIGNATED. INSTALL NEW WEEPS AT 32 INCHES ON CENTER AT BED JOINTS WHERE MASONRY ABUTS CONCRETE. SEE H1/A-501.	
F	INSTALL NEW MASONRY CONTROL JOINTS AT DESIGNATED LOCATIONS. SEE K1/A-501.	
G	CRACK STITCH AND CONCRETE PATCH DESIGNATED CRACKS IN CONCRETE.	
H	INSTALL WEEPS AT 16 INCHES ON CENTER AT DESIGNATED LINTELS MIN. 3 PER OPENING, & REPOINT WEEPJOINT W/ MORTAR AT LINTEL.	
I	REMOVE AND REPLACE DESIGNATED STEEL LINTELS. SEE A13/A-203.	
J	CLEAN, PREPARE, AND PAINT DESIGNATED LINTELS & OTHER DESIGNATED METAL ITEMS.	
K	REMOVE EXISTING METAL PANEL COVER AND INFILL OPENING WITH BRICK. SEE H8/A-501.	
L	REMOVE DEFECTIVE SEALANT JOINTS AT PERIMETERS OF ALL WINDOWS, DOORS, LOUVERS, AND OTHER PENETRATIONS OF EXTERIOR WALLS. INSTALL NEW SEALANT JOINTS AT PERIMETER OF SAME.	
M	REMOVE AND RE-INSTALL ALL ITEMS THAT WOULD INTERFERE WITH THE PROPER EXECUTION OF WORK UNLESS NOTED OTHERWISE.	
N	MISCELLANEOUS ITEMS NOT SPECIFICALLY LISTED OR SHOWN ON DRAWINGS BUT REQUIRED FOR PROPER EXECUTION OF WORK.	
U	SCOPE COVERED BY BASE BID QUANTITIES AND UNIT PRICES.	

UNLESS SPECIFICALLY STATED OR SHOWN, ALL WORK SHALL APPLY TO EXTERIOR OF BUILDING ONLY.



COLUMBIA PUBLIC SCHOOLS

HICKMAN HIGH CASA BUILDING RENOVATIONS
1104 N. PROVIDENCE RD
COLUMBIA, MO 65203

Drawn:	Project Number:
MM	201621.15
Checked:	CAD File Name (Number):
CD	201621.15 A-205.DWG

Drawing Title: PHOTOGRAPHS & PARTITION TYPES

No.	Revisions	Date:

Submission Date:	Drawing Number:
06/18/2018	A-204
Plot Date:	
06/18/2018	