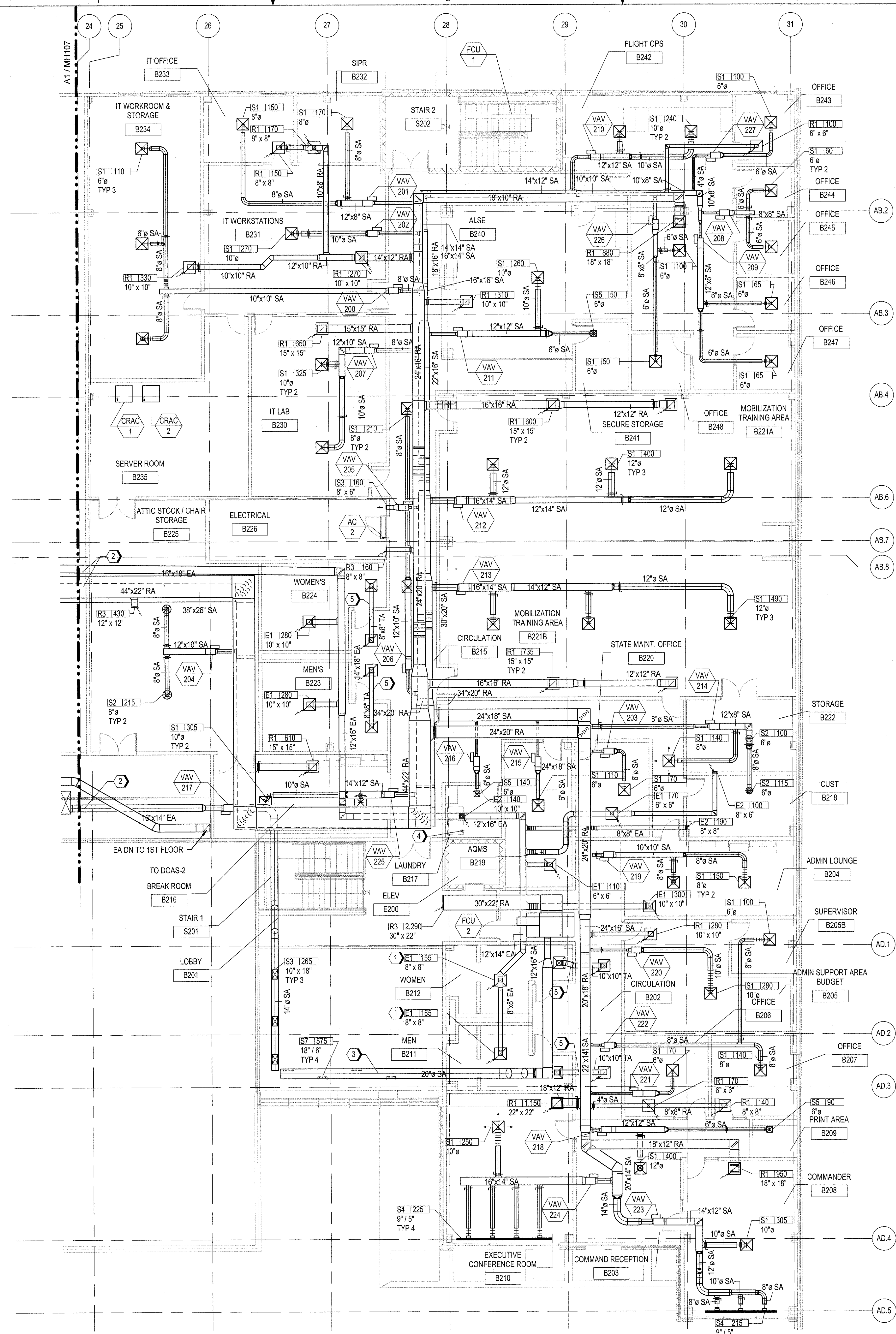


JACOBS PROJECT NO. F3W91001
 7/30/2018 11:50:08 AM BIM 360://us-f3w91000-TASMG-ARCH/MECH-V17.rvt

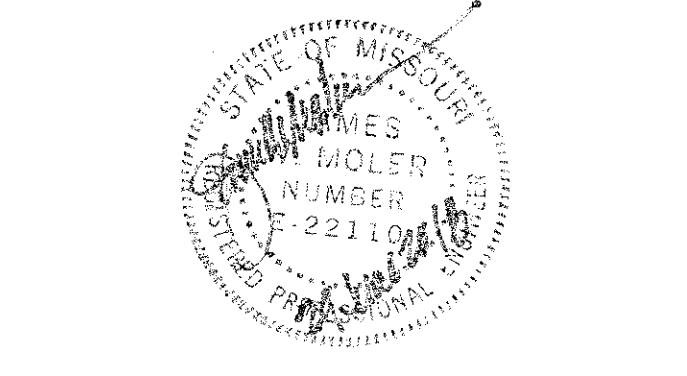
A1 PARTIAL SECOND FLOOR PLAN - AREA A
 1/8" = 1'-0"



GENERAL NOTES
 1. REFER TO DRAWING M-001 AND M-002 FOR SYMBOLS, ABBREVIATIONS, AND GENERAL NOTES.

- KEYED NOTES**
- ① PROVIDE ALUMINUM GRILLE/DIFFUSER.
 - ② PROVIDE FLEXIBLE CONNECTIONS TO ACCOMMODATE EXPANSION JOINT PER DETAILS.
 - ③ ROUTE DUCTWORK ABOVE THE CEILING.
 - ④ CONNECT EXHAUST DUCTWORK TO LAUNDRY DRYER.
 - ⑤ TRANSFER DUCT. REFER TO MECHANICAL DETAIL D4M-502 FOR INSTALLATION DETAILS.

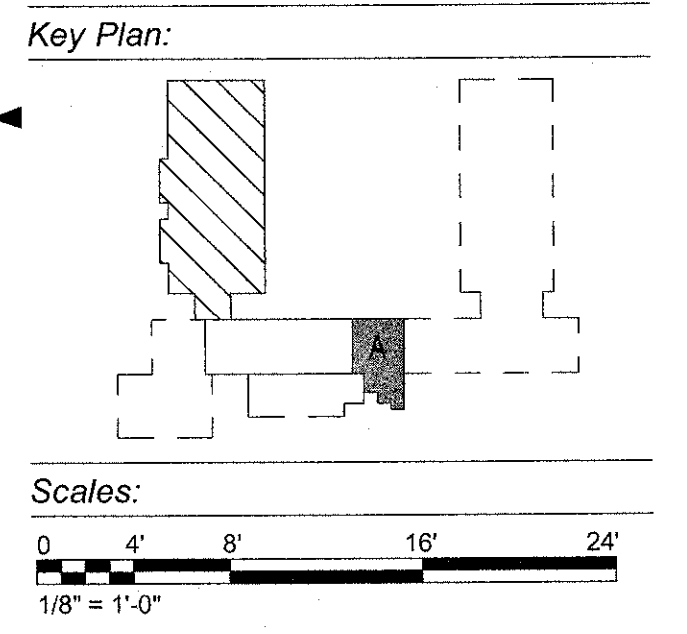
JACOBS
 501 North Broadway, Saint Louis, Missouri 63102
 TEL: 314.335.4000
 JACOBS ENGINEERING GROUP, INC.
 Missouri State Certificate of Authority #000704
 Consultant - Civil
 MILLENNIA PROFESSIONAL SERVICES OF ILLINOIS, L.T.O.
 11 Executive Drive, Suite 12
 Fairview Heights, Illinois, 62208
 Tel: 618-624-9610
 Missouri State Certificate of Authority #2012009247



James W. Moler, PE
 Mechanical
 MO# E-22110

REV	DESCRIPTION	DATE

AVCRAD PHASE 3A ADDITION
 1107th THEATER AVIATION SUSTAINMENT MAINTENANCE GROUP
 MISSOURI ARMY NATIONAL GUARD
 GREENE COUNTY
 SPRINGFIELD, MISSOURI
 CONTRACT NO. T1808-01
 NATIONAL GUARD BUREAU
 NGB PROJECT NO. 290109



Project No.: T1808-01
 Drawing Title:
**MECHANICAL
 PARTIAL SECOND FLOOR
 DUCTWORK PLAN
 AREA A**
 Date: 29 JUNE 2018
 Designed: JC
 Drawn: KP
 Checked: TN
 Drawing No.:
MH106
 241 of 322